

SACRAMENTO COUNTY

2021 Crop and Livestock Report





Ag Department Staff

AGRICULTURAL COMMISSIONER STAFF

Agricultural Commissioner/ Sealer of Weights & Measures

Chrisandra J. Flores

Chief Deputy Agricultural Commissioner, Sealer of Weights & Measures

Parminder Malhi

Deputy Agricultural Commissioners

Kevin Martyn (*Agricultural Programs*)
David Smith (*Pesticide Use Enforcement*)

Deputy Sealer

Breanne Matsuura (*Weights & Measures*)

Administrative Support

Teresa Adams, *Administrative Services Officer II*
Patricia Kirtley, *Accounting Technician*
Nora Glim, *Senior Office Assistant*

Inspectors/Biologists

Rishi Avila, *Senior Ag & Standards Inspector*
Prab Brar, *Senior Ag & Standards Inspector*
Glorianna Chavez, *Senior Ag & Standards Inspector*
Natalie Cunha, *Ag & Standards Inspector I*
Mariah de Nijs, *Senior Ag & Standards Inspector (Canine Handler)*
Christina Evans, *Senior Ag & Standards Inspector*
Griffith Evans, *Senior Ag & Standards Inspector*
Jorge Garibay, *Senior Ag & Standards Inspector*

Tatum Getty, *Ag & Standards Inspector I*
Joshua Kelley, *Ag & Standards Inspector II*
Michelle King, *Senior Ag & Standards Inspector (Canine Handler)*
Laura McCready, *Senior Ag & Standards Inspector*
Jason Sanguinetti, *Senior Ag & Standards Inspector*
Venkata Vaddella, *Senior Ag & Standards Inspector*
Gerry Zepeda, *Senior Ag & Standards Inspector*

Senior AG & Standards Program Aide

Kathleen Peralta

Ag & Standards Program Aides

Junaidullah Azam, Fernando Cabe, Sabrina Chen, Linda Conrad, Sawyer Custodio, Marie Elmer, Gregory Frye, Minerva Guzman, Rickey Hill, Simarjeet Kaur, Justin Lawson, Juan Martinez, Vanessa Martinez, Cherie Medrano, Steven Newman, Brett Procter, Nadine Umeh, Joanne Watson, Paula Woodward

Canine Pest Detectors

Taz and Kernul

In-House Photographers

Rishi Avila, Griffith Evans, Kevin Martyn, Laura McCready, Parminder Malhi and Joshua Kelley

CONTENTS

Agricultural Commissioner Staff	1
Agricultural Commissioner Letter.....	2
Summary of Production.....	3
Top 10 Commodities	4
2022 Certified Farmers Markets	5
Field Crops.....	6
Fruits, Nuts & Vegetables.....	7
Livestock & Poultry.....	8
Apiary, Aquaculture, Nursery & Seed.....	8
2023 Calendar	9–32
Pest Detection Program	33
Pesticide Use Enforcement Program	33
Phytosanitary Program	33
Pest Exclusion Program	34
Weights & Measures Data	34

Department of Agriculture,
Weights & Measures
Chrisandra J. Flores
Agricultural Commissioner/Sealer
of Weights & Measures



County of Sacramento

Karen Ross, Secretary
California Department of Food and Agriculture

and

The Honorable Board of Supervisors

Don Nottoli	District 5, Chair
Rich Desmond	District 3, Vice Chair
Phil Serna	District 1
Patrick Kennedy	District 2
Sue Frost	District 4

It is with great pleasure that I present the 2021 Sacramento County Crop and Livestock Report prepared pursuant to Section 2279 of the California Food and Agricultural Code. This report contains a summary of acreage, yields, and production values for the agricultural industry in Sacramento County. All values represent gross returns and do not reflect actual net profits or losses.

The gross production value of agricultural commodities in 2021 was \$568,001,000. This represents an overall increase of 20% from the 2020 gross production value of \$454,759,000. Wine grapes, once again, took the lead as the highest valued commodity in Sacramento County at \$204,436,000, with over 37,800 acres harvested. Market milk remained the County's second highest valued commodity at \$66,624,000. Dairy prices increased slightly over 2020 values. In 2021, the County's pear crop placed third in gross production value at \$45,072,000, a 42% increase over the 2020 value. Other notable increases in 2021 included cherries (↑63%), processing tomatoes (↑56%), seed crops (↑56%), field corn (↑47%), and almonds (↑35%).

For the second year in a row, we have incorporated all of our commodity and programmatic statistics within a beautiful calendar. This year's report and calendar highlights some of our local agricultural producers and operators. Agriculture Department Inspectors interviewed farmers, fieldworkers, Certified Producers, Ranch and Farm Managers, nursery operators, and a Certified Farmer's Market Owner/Operator. Thank you to all, who allowed us to get to know you and your operation a little bit better, and to share your story. The calendar acts as a monthly reminder of Sacramento County's cherished agricultural industry. I would like to thank Laura McCreedy, for the compilation of the data and Kevin Martyn, Breanne Matsuura, Parminder Malhi, Griffith Evans, Rishi Avila, Josh Kelley, Gerry Zepeda, Jorge Garibay and Maddie Tellesen (our volunteer), for your assistance. Thank you!

Respectfully Submitted,

A handwritten signature in blue ink that reads "Chrisandra J. Flores".

Chrisandra J. Flores
Agricultural Commissioner/
Sealer of Weights & Measures

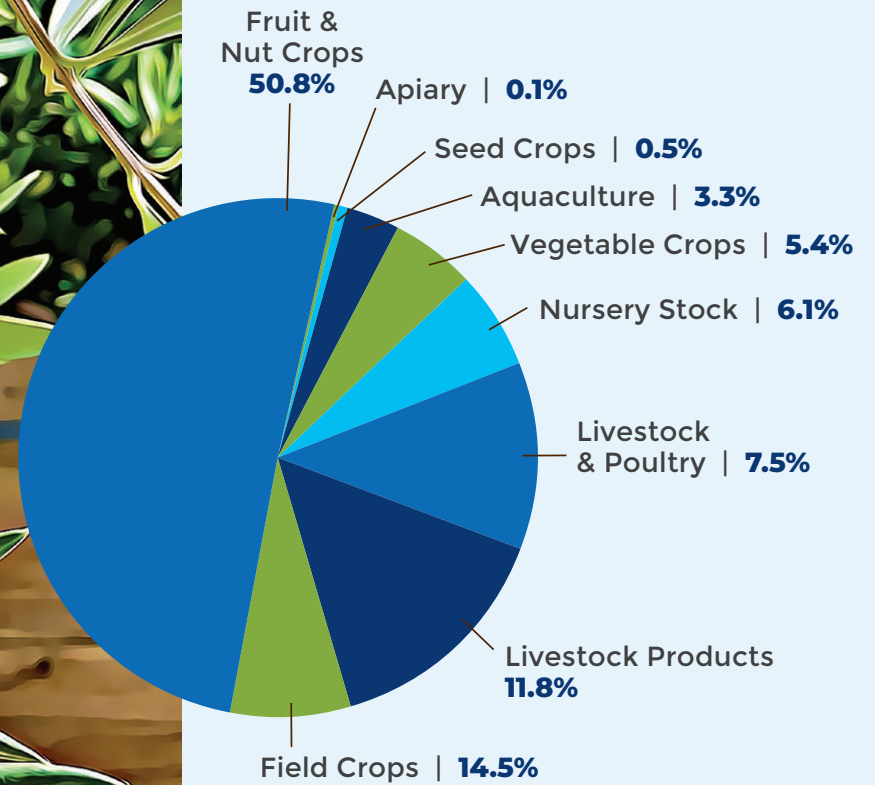
4137 Branch Center Rd., Sacramento, CA 95827
(916) 875-6603 | www.agcomm.saccounty.gov



SUMMARY OF PRODUCTION



Fruit & Nut Crops	\$288,346,000
Field Crops	\$82,232,000
Livestock Products	\$67,215,000
Livestock & Poultry	\$42,872,000
Nursery Stock	\$34,878,000
Vegetable Crops	\$30,524,000
Aquaculture	\$18,524,000
Seed Crops	\$2,820,000
Apiary	\$590,000
	\$568,001,000



TOP 10 COMMODITIES



1

Grapes, Wine | \$204,436,000



2

Milk, Market | \$66,624,000



3

Pears | \$45,072,000



4

Nursery Stock | \$34,878,000



5

Poultry | \$26,510,000



6

Cherries | \$20,557,000



7

Aquaculture | \$18,524,000



8

Hay/Alfalfa | \$18,028,000



9

Corn, Field | \$16,482,000



10

Cattle & Calves | \$15,604,000

2022 CERTIFIED FARMERS MARKETS



of Organic Farmers: **27**
 # of Organic Acres Farmed: **3,142**
 Total Gross Production Value: **\$4.24M**

Certified Producers in 2021: **108**
 Acres farmed by Certified Producers: **690**
 Commodities grown: **656**

MONDAY

Kaiser Permanente, Point West
 1650 Response Road, Sacramento
 9:30am - 1:30pm, Year Round

TUESDAY

Fair Oaks Farmers Market
 11549 Fair Oaks Blvd, Fair Oaks
 8:00am - 1:00pm, Year Round

WEDNESDAY

Capitol Mall CFM
 600 Capitol Mall, Sacramento
 9:00am - 1:00pm, June - September

THURSDAY

Florin Sears CFM
 5901 Florin Rd, Sacramento
 8:00am - 12:00pm, Year Round

Orangevale Farmers Market
 6826 Hazel Ave, Orangevale
 3:00pm - 8:00pm, May - October

Sutter Medical Center
 2825 Capitol Avenue, Sacramento
 3:00pm - 6:00pm, Year Round

FRIDAY

Kaiser Permanente, Morse Ave
 2025 Morse Ave, Sacramento
 9:30am - 2:00pm, Year Round

SATURDAY

Natomas Regional Park
 2501 New Market Dr, Sacramento
 8:00am - 12:00pm, May - September

Country Club Plaza CFM
 2400 Butano Dr, Sacramento
 8:00am - 12:00pm, Year Round

Historic Folsom Farmers Market
 915 Sutter St, Folsom
 8am - 1pm, Year Round

Laguna Gateway CFM
 8245 Laguna Blvd, Elk Grove
 8:00am - 12:00pm, Year Round

Midtown Farmers Market
 20th St between J & K St,
 Sacramento
 8:00am - 1:00pm, Year Round

Sunrise Light Rail CFM
 11164 Folsom Blvd, Rancho Cordova
 8:00am - 12:00pm, Year Round

Sunrise Mall Farmers Market
 6041 Sunrise Blvd, Citrus Heights
 8:00am - 1:00pm, Year Round

Greenhaven, Pocket, and Land Park Farmers Market
 6466 Riverside Blvd, Sacramento
 8:00am - 12:00pm, May - November

SUNDAY

Carmichael Park Farmers Market
 5750 Grant Ave, Carmichael
 9:00am - 2:00pm, Year Round

Oak Park Farmers Market
 3500 5th Ave, Sacramento
 8:00am - 1:00pm, May - October

Sunday Central CFM
 1689 Arden Way, Sacramento
 8:00am - 12:00pm, Year Round

Old Town Elk Grove Farmers Market
 9615 Railroad Ave, Elk Grove
 8:00am - 1:00pm, May - November

William Land Park CFM
 17th Ave and Sutterville Road,
 Sacramento
 8:00am - 1:00pm, Year Round

FIELD CROPS

Field Crops	Year	Harvested Acres	Per Acre Yield	Total Yield	Unit	Price Per Unit	Total Value
Corn, Field	2021	12,273	5.7	69,956	TON	\$235.60	\$16,482,000
	2020	13,328	4.5	59,976	TON	\$145.70	\$8,739,000
Corn, Silage	2021	8,764	26.5	232,246	TON	\$47.40	\$11,008,000
	2020	13,098	24.3	318,281	TON	\$33.50	\$10,662,000
Hay, Alfalfa	2021	13,190	6.0	79,140	TON	\$227.80	\$18,028,000
	2020	14,846	6.1	90,561	TON	\$185.10	\$16,763,000
Hay, Oat	2021	3,301	3.2	10,563	TON	\$171.90	\$1,816,000
	2020	4,051	3.1	12,558	TON	\$144.00	\$1,808,000
Hay, Other (Clover, forage, and pasture hay)	2021	857	2.4	2,057	TON	\$208.50	\$429,000
	2020	1,160	3.3	3,828	TON	\$164.20	\$629,000
Oat Silage	2021	3,068	14.7	45,100	TON	\$26.80	\$1,209,000
	2020	2,849	12.0	34,188	TON	\$20.00	\$684,000
Pasture - Irrigated	2021	Included in miscellaneous			ACRE		
	2020	16,800			ACRE	\$280.00	\$4,704,000
Rangeland ¹	2021	149,987			ACRE	\$30.00	\$4,500,000
	2020	57,860			ACRE	\$35.00	\$2,025,000
Rice	2021	8,673	4.6	39,896	TON	\$374.80	\$14,953,000
	2020	8,597	4.4	37,827	TON	\$393.80	\$14,896,000
Ryegrass	2021	3,979	2.4	9,550	TON	\$191.60	\$1,830,000
	2020	4,691	2.1	9,851	TON	\$116.30	\$1,146,000
Safflower	2021	2,104	1.6	3,366	TON	\$530.00	\$1,784,000
	2020	2,737	1.0	2,737	TON	\$459.10	\$1,257,000
Sorghum Milo	2021	Included in miscellaneous			TON		
	2020	1,304	2.2	2,869	TON	\$186.80	\$536,000
Sudangrass	2021	940	3.7	3,478	TON	\$197.80	\$688,000
	2020	Included in miscellaneous			TON		
Triticale	2021	5,150	2.3	11,845	TON	\$198.80	\$2,355,000
	2020	3,039	2.7	8,205	TON	\$167.00	\$1,370,000
Wheat	2021	6,938	3.1	21,508	TON	\$217.60	\$4,680,000
	2020	6,201	3.1	19,223	TON	\$207.90	\$3,996,000
Misc. Field	2021	2,772	Barley, dry beans, hops, irrigated pasture, oats, misc. silage, and sorghum				\$2,470,000
	2020	3,647				\$2,922,000	
Total	2021	221,996					\$82,232,000
	2020	154,208					\$72,137,000

¹Calculated using data from the California Department of Conservation, Farmland Mapping & Monitoring Program 2016-2018

FRUITS, NUTS & VEGETABLES

Fruit and Nuts	Year	Harvested Acreage	Per Acre Yield	Total Yield	Unit	Price Per Unit	Total Value
Almonds	2021	1,752	0.9	1,577	TON	\$4,575.70	\$7,216,000
	2020	1,965	0.7	1,376	TON	\$3,414.60	\$4,698,000
Cherries	2021	1,494	4.2	6,275	TON	\$3,276.00	\$20,557,000
	2020	1,521	1.7	2,586	TON	\$2,930.00	\$7,577,000
Grapes, Wine *	2021	37,888	9.2	348,570	TON	\$586.50	\$204,436,000
	2020	35,998	8.2	295,184	TON	\$528.40	\$155,975,000
Pears	2021	5,002	19.7	98,539	TON	\$457.40	\$45,072,000
	2020	4,910	10.6	52,046	TON	\$500.80	\$26,065,000
Walnuts	2021	2,163	1.5	3,245	TON	\$1,837.60	\$5,963,000
	2020	1,266	1.9	2,405	TON	\$1,683.40	\$4,049,000
Miscellaneous	2021	718	Apples, apricots, avocados, blackberries, blueberries, chestnuts, citrus, figs, kiwis, melons, nectarines, olives, peaches, pistachios, plums, pomegranates, strawberries, table grapes, and watermelons.				\$5,102,000
	2020	810					\$4,555,000
Total	2021	49,017					\$288,346,000
	2020	46,470					\$202,919,000

* Reported wine varieties grown include: Albarino, Barbera, Cabernet Franc, Cabernet Sauvignon, Chardonnay, Chenin Blanc, Dornfelder, Durif, French Columbard, Gewurtztraminer, Graciano, Grenache, Grenache Blanc, Lagren, Malbec, Merlot, Monastrell, Muscat, Petite Syrah, Petite Verdot, Pinot Noir, Pinot Gris, Primitivo, Sauvignon Blanc, Semillon, Souzao, Syrah, Tannat, Tempranillo, Teroldego, Verdejo, Viogner, White Riesling, and Zinfandel.

Vegetables	Year	Harvested Acreage	Per Acre Yield	Total Yield	Unit	Price Per Unit	Total Value
Tomatoes, Processed	2021	4,310	41.6	179,296	TON	\$86.10	\$15,437,000
	2020	2,113	40.7	85,999	TON	\$78.10	\$6,717,000
Miscellaneous	2021	2,668	Asparagus, beans, beets, broccoli, corn, cucumbers, eggplants, garlic, herbs, leafy greens, okra, onions, peas, peppers, potatoes, pumpkins, squash, and tomatoes.				\$15,087,000
	2020	1,645					\$11,374,000
Total	2021	6,978					\$30,524,000
	2020	3,758					\$18,091,000

LIVESTOCK & POULTRY

Livestock & Poultry	Year	No. of Head	Production	Unit	Price Per Unit	Total Value
Cattle & Calves	2021	24,896	150,043	CWT*	\$104.00	\$15,604,000
	2020	22,912	132,988	CWT	\$100.94	\$13,424,000
Poultry	2021	Chickens and turkeys.				\$26,510,000
	2020					\$38,074,000
Livestock, Other	2021	Goats, hogs, and sheep.				\$758,000
	2020					\$566,000
Total	2021					\$42,872,000
	2020					\$52,064,000

*Hundredweight (100 pounds)

Livestock Products	Year	Production	Unit	Price Per Unit	Total Value
Milk	2021	3,470,000	CWT	\$19.20	\$66,624,000
	2020	3,430,000	CWT	\$18.70	\$64,141,000
Miscellaneous	2021	Poultry manure and wool.			\$591,000
	2020				\$569,000
Total	2021				\$67,215,000
	2020				\$64,710,000

APIARY, AQUACULTURE, NURSERY STOCK & SEED CROPS

Year	Apiary	Total Value
2021	Honey and pollination	\$590,000
2020	Honey and pollination	\$752,000

Year	Aquaculture	Total Value
2021	Bass, catfish, carp, crayfish, sturgeon and caviar.	\$18,524,000
2020		\$15,585,000

Year	Harvested Acreage	Seed Crops	Total Value
2021	1,500	Broccoli, cauliflower, cucumber, sorghum, squash, sudan, sunflower, and watermelon.	\$2,820,000
2020	669		\$1,241,000

Year	Harvested Acreage	Nursery Stock	Total Value
2021	517	Ornamental trees and shrubs, Christmas trees, and turf grass.	\$34,878,000
2020	545		\$27,260,000



JANUARY 2023

SUNDAY	MONDAY	TUESDAY	WEDNESDAY	THURSDAY	FRIDAY	SATURDAY
1	2	3	4	5	6	7
8	9	10	11	12	13	14
15	16	17	18	19	20	21
22	23	24	25	26	27	28
29	30	31				



NAME: Tyler Stowers

POSITION: Farm Manager

WHERE: Soil Born Farms

LENGTH OF TIME AT FARM: 7 years

Tyler Stowers is the Farm Manager for Soil Born Farms, located in Rancho Cordova, California. Soil Born Farms is a 55-acre non-profit farming organization that promotes urban agriculture, sustainable farming and healthy food education. With no prior experience in agriculture and farming, Tyler started an apprenticeship under a farming training program in 2011. What began as a summer trial would soon turn into a life-long passion. Tyler's ultimate goal is to make an impact in the community and world through sustainable agriculture. He could possibly see himself as an educator in the future teaching younger generations.



FEBRUARY 2023

SUNDAY	MONDAY	TUESDAY	WEDNESDAY	THURSDAY	FRIDAY	SATURDAY
			1	2	3	4
5	6	7	8	9	10	11
12	13	14	15	16	17	18
19	20	21	22	23	24	25
26	27	28				



NAME: Monica Ramirez
POSITION: Dock Lead
WHERE: Everde Growers
LENGTH OF TIME AT NURSERY: 9 years

Monica Ramirez is the Dock Lead for Everde Growers at their Bradshaw location in Sacramento, California. Originally from Jalisco, Mexico, Monica came to the United States in 2012. She started her career at Everde approximately 9 years ago. With no prior experience in agriculture, Monica gained her experience through working. Monica drives a forklift and is responsible for loading and unloading nursery stock. She is responsible for supervising the dock crew and plays an essential role in directing Ag. Inspectors to inbound and outbound shipments. Although she misses home from time to time, she loves California for the opportunity and work.



MARCH 2023

SUNDAY	MONDAY	TUESDAY	WEDNESDAY	THURSDAY	FRIDAY	SATURDAY
			1	2	3	4
5	6	7	8	9	10	11
12	13	14	15	16	17	18
19	20	21	22	23	24	25
26	27	28	29	30	31	



APRIL 2023

SUNDAY	MONDAY	TUESDAY	WEDNESDAY	THURSDAY	FRIDAY	SATURDAY
						1
2	3	4	5	6	7	8
9	10	11	12	13	14	15
16	17	18	19	20	21	22
23/30	24	25	26	27	28	29



MAY 2023

SUNDAY	MONDAY	TUESDAY	WEDNESDAY	THURSDAY	FRIDAY	SATURDAY
	1	2	3	4	5	6
7	8	9	10	11	12	13
14	15	16	17	18	19	20
21	22	23	24	25	26	27
28	29	30	31			



NAME: Juan Pablo Gonzales

POSITION: Safety Manager

WHERE: Kay Dix

LENGTH OF TIME AT COMPANY: 5 years

Juan Pablo Gonzales started his career at Kay Dix 5 years ago and is now the Safety Manager. He began as an orchard picker but was immediately recognized as a leader and problem-solver. Juan Pablo is known for creating a positive environment for the other workers and achieving tasks that are difficult to implement. For the past 2 years, he has been working full-time, as a supervisor over pruning and picking crews to ensure all safety measures are being followed. He acts as a liaison between the field and the office, and is entrusted with special assignments, recently traveling to Jacksonville, Florida, to streamline the assembly of a new company product.



JUNE 2023

SUNDAY	MONDAY	TUESDAY	WEDNESDAY	THURSDAY	FRIDAY	SATURDAY
				1	2	3
4	5	6	7	8	9	10
11	12	13	14	15	16	17
18	19	20	21	22	23	24
25	26	27	28	29	30	



NAME: Dan Best
POSITION: Owner/Operator of Certified Farmer's Markets of Sacramento (CFMS)
WHERE: Sacramento County
LENGTH OF TIME: 42 years

In 1980, Dan Best felt a call to open a market that would promote small-scale local farmers. His epiphany was to create a niche where these family farms could provide fresh produce to local urban residents at lower prices. After 44 years of success, Dan is a prominent Operator of several Certified Farmers' Markets. But managing this fruitful endeavor is a never-ending challenge. He must keep growers informed of regulatory changes, maintain stall occupancy, and, most importantly, ensure a safe market environment. But the reward is evident in this sentiment from him, "We have farmers always thanking us for our sacrifice and customers thanking us for keeping this alive. 'We're especially thankful for the Sunday Market', I hear people say. It's been part of people's lives since they were kids."



JULY 2023

SUNDAY	MONDAY	TUESDAY	WEDNESDAY	THURSDAY	FRIDAY	SATURDAY
						1
2	3	4	5	6	7	8
9	10	11	12	13	14	15
16	17	18	19	20	21	22
23/30	24/31	25	26	27	28	29



AUGUST 2023

SUNDAY	MONDAY	TUESDAY	WEDNESDAY	THURSDAY	FRIDAY	SATURDAY
		1	2	3	4	5
6	7	8	9	10	11	12
13	14	15	16	17	18	19
20	21	22	23	24	25	26
27	28	29	30	31		



SEPTEMBER 2023

SUNDAY	MONDAY	TUESDAY	WEDNESDAY	THURSDAY
			1	2
3	4	5	6	7
8	9	10	11	12
13	14	15	16	17
18	19	20	21	22
23	24	25	26	27
28	29	30		



NAME: Juan Carlos Madrigal
POSITION: Shed Supervisor
WHERE: Greene and Hemly
LENGTH OF TIME WITH COMPANY: 12 years

Starting as a forklift operator in 2010, Juan Carlos Madrigal is now the Shed Supervisor for Greene and Hemly. During the pear-packing season he is in charge of fruit grading, labeling, and providing direction to workers to ensure that orders are packaged correctly. During the off-season, Juan Carlos helps with orchard tasks and makes certain that machinery is maintained in a safe operable condition. What does he like most about his job? "I love my people! You get to know them, especially the ones who come back every year. I am the type of person who works with them. When you see a truck go out, I know we were a part of that. It feels good. When talking to people about what I do, I say it with pride 'I work in agriculture!'".



OCTOBER 2023

SUNDAY	MONDAY	TUESDAY	WEDNESDAY	THURSDAY	FRIDAY	SATURDAY
1	2	3	4	5	6	7
1/8	9	10	11	12	13	14
15	16	17	18	19	20	21
22	23	24	25	26	27	28
29	30	31				



NOVEMBER 2023

SUNDAY	MONDAY	TUESDAY	WEDNESDAY	THURSDAY	FRIDAY	SATURDAY
			1	2	3	4
5	6	7	8	9	10	11
12	13	14	15	16	17	18
19	20	21	22	23	24	25
26	27	28	29	30		



NAME: Miguel "Miggy" Hernandez

POSITION: Ranch Manager

WHERE: Silva Farms

LENGTH OF TIME WITH OPERATION: 12 years

Miguel "Miggy" Hernandez started working at Silva Farms about 12 years ago and has been the Ranch Manager for 5 years. Miggy graduated from High School in Mexico, and has been attending night school in Galt, California, for the past 3 years to become fluent in English. Any day that Miggy works with the cows, is an exciting day. He is responsible for their feeding, branding, medication, and herding. Miggy said that the Covid-19 pandemic did not affect his job too much. Other than remaining careful about who he interacted with, the animals still required care, and the fields still needed irrigation. His goals are to spend as much time as he can with his family, become increasingly fluent in English, and take the U.S. Citizenship exam. Miggy stated that his long-term goal is to own his own ranch and cattle someday.



DECEMBER 2023

SUNDAY MONDAY TUESDAY WEDNESDAY THURSDAY FRIDAY SATURDAY

					1	2
3	4	5	6	7	8	9
10	11	12	13	14	15	16
17	18	19	20	21	22	23
24/31	25	26	27	28	29	30

PEST DETECTION AND PESTICIDE USE ENFORCEMENT

Seasonal Trap Servicing

TRAP TYPE	# OF TRAPS DEPLOYED	# OF SERVICINGS
Asian Citrus Psyllid	1,359	7,060
Champ Exotic Fruit Fly	16	48
European Grape Vine Moth	1,080	7,133
Glassy-Winged Sharpshooter (Urban)	1,515	7,336
Glassy-Winged Sharpshooter (Nursery)	813	8,317
Invasive Shot-Hole Borer	46	118
Japanese Beetle	536	2,878
Light Brown Apple Moth	56	326
McPhail Exotic Fruit Fly	603	9,689
Mediterranean Fruit Fly	1,347	12,409
Melon Fruit Fly	572	4,439
Oriental Fruit Fly	601	5,490
Spongy Moth	627	3,600
Totals	9,171	68,843

Delimitation Trapping

TRAP TYPE	# OF TRAPS DEPLOYED	# OF SERVICINGS
McPhail Delimitation Traps	49	370
Oriental Fruit Fly Delimitation	208	672
Totals	257	1,042



Photo by Martin Hauser, CDFA

Pesticide Use Enforcement

Pesticide Use Enforcement (PUE) is another important function of the County Agricultural Commissioner system. PUE Inspectors promote safe conditions for workers and the public by ensuring that pesticides are used according to label directions and California regulations. In 2021, Ag and Standards Inspectors with the Sacramento County Department of Agriculture conducted 307 inspections related to pesticide safety. These included inspections of production agriculture applications, field worker safety, and records reviews. PUE inspections that do not involve production agriculture are also conducted, including commodity fumigations, structural pest control, and landscape maintenance.

PUE Inspections completed in 2021:

- Agricultural = 59
- Structural = 61
- Headquarters = 184
- Non-agricultural = 3

Businesses Registered = 684

Operator Identification Numbers Issued = 283

Restricted Material Permits Issued = 237

PHYTOSANITARY PROGRAMS

1

Top 5 Commodity Exports

(based on pounds of product)

- Almonds (133,056,968 lbs)
- Walnuts (2,629,045 lbs)
- Pears (1,838,839 lbs)
- Yams (1,199,080 lbs)
- American hazelnuts (165,347 lbs)

2

Top 10 Export Countries

(by number of Phytosanitary Certificates issued)

- India (1,729)
- China (696)
- Hong Kong (372)
- French Polynesia (200)
- United Arab Emirates (61)
- Mexico (45)
- Turkey (44)
- New Zealand (36)
- Morocco (25)
- Canada (23)

3

3,937 Certificates issued in 2021

4


60 Countries received exported agricultural commodities from Sacramento

PEST EXCLUSION PROGRAM


2021 High Risk Pest Exclusion Inspection Data*

TYPE OF INSPECTIONS	# OF INSPECTIONS	# OF PEST FINDS
Parcel Facilities	4,582	77
Truck 008	263	0
Spongy Moth	16	0
Totals	4,861	77

*Inspections conducted by Ag & Standards Inspectors and Canine Detectors in Sacramento County.



Taz and Mariah deNijs



Kernul and Michelle King

WEIGHTS & MEASURES DATA

Device Inspection

WEIGHING DEVICES	INSPECTED
Computing/Counter/Hanging Scales	2,827
Livestock/Vehicle Scales	137
Dormant/Platform Scales	564
Class II Scales	323
Miscellaneous	37
Total	3,888

MEASURING DEVICES	INSPECTED
Retail Fuel Meters	10,284
Retail Water Meters	178
LPG Meters	150
Vapor/Water/Electric Submeters	5,903
Miscellaneous	252
Total	16,767

89% Device Compliance Rate

Price Verification

Locations Inspected	2,020
Products Inspected	34,824
13% of inspections had overcharges	

Complaints

Number Investigated	99
---------------------	----

SACRAMENTO COUNTY

2021 CROP AND LIVESTOCK REPORT

Designed by ThirdRail | 3rdrailpower.com

