

# Sacramento County

*2007 Crop & Livestock Report*







## County of Sacramento

---

August 22, 2008

A. G. KAWAMURA, SECRETARY  
California Department of Food and Agriculture

THE HONORABLE BOARD OF SUPERVISORS  
County of Sacramento

In accordance with the provisions of Section 2279 of the California Food and Agricultural Code, I am pleased to submit the 2007 Sacramento County Crop and Livestock Report. This report represents estimated values based upon the most common first point of sale of the commodity produced. Total 2007 crop production value of \$364,859,000 represents a 19% increase over last year and sets a new record for crop production value in the county. While this increase is significant much of the increase can be attributed to a small segment of the industry related to milk and feed production.

Wine grapes continue to lead Sacramento County production values at \$74.57 million. Some grape acreage continues to be removed as consumer tastes and marketing trends are adjusted in a somewhat volatile marketplace. Average grape values were up somewhat and quality in the region remains strong. Producers continue to plant some new varieties as well as old varieties that have proven track records of success, but planting has slowed significantly.

Milk production was up about 4.8% over the previous year, with prices up sharply, accounting for a jump from \$40.9 million to \$66.1 million. However, feed and fertilizer costs are also up sharply as are energy costs and the cost of meeting air quality and water quality regulatory demands. These cost increases have more than offset the short term gains made from improved milk pricing.

Sacramento County continues to lead the state in Bartlett Pear production, but acreage continues to be reduced as producers leave the business and new landowners remove old orchards. Production value dropped almost \$4 million despite increases in yield. Prices were down for both fresh market and for processing.

Wholesale nurseries continue to show moderate growth in production values. Production acreage went down almost 100 acres but value continued to grow and was up almost a million dollars to \$37,677,000. Despite the slowing housing market and development in general, the nursery industry remains fairly strong.

The report includes a section on pest exclusion and detection activities that this office performs on a routine basis, as well as a brief report on the continued eradication efforts for Japanese Dodder in Sacramento County. Year after year the department continues to intercept a long list of hitchhiking insect and noxious weed pests that have entered the county through interstate and international commerce the newest problem pest in the area is Light Brown Apple Moth. While this pest has not yet been found in the county, it has been found very close by in Contra Costa and county trappers have hundreds of insect traps dispersed throughout the county to alert us to its arrival. The department is maintaining its vigilance in detecting and eradicating these pests wherever and whenever they appear.

I would like to express my thanks to the many producers in Sacramento County who provide the information for this report. I also appreciate the efforts of my staff, particularly Laura McCready and Ramona Saunders for compiling the report and Vicki Brewer for producing it.

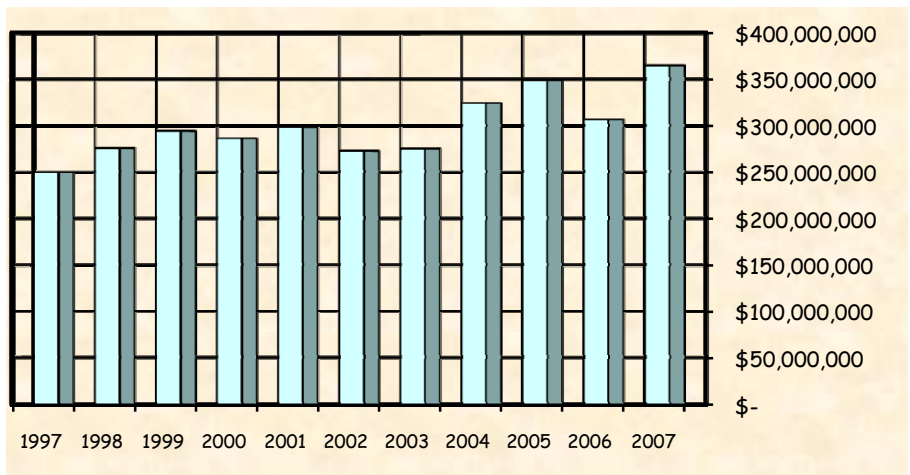
Respectfully submitted,

A handwritten signature in cursive script, appearing to read 'F. Carl'.

Frank E. Carl  
Agricultural Commissioner

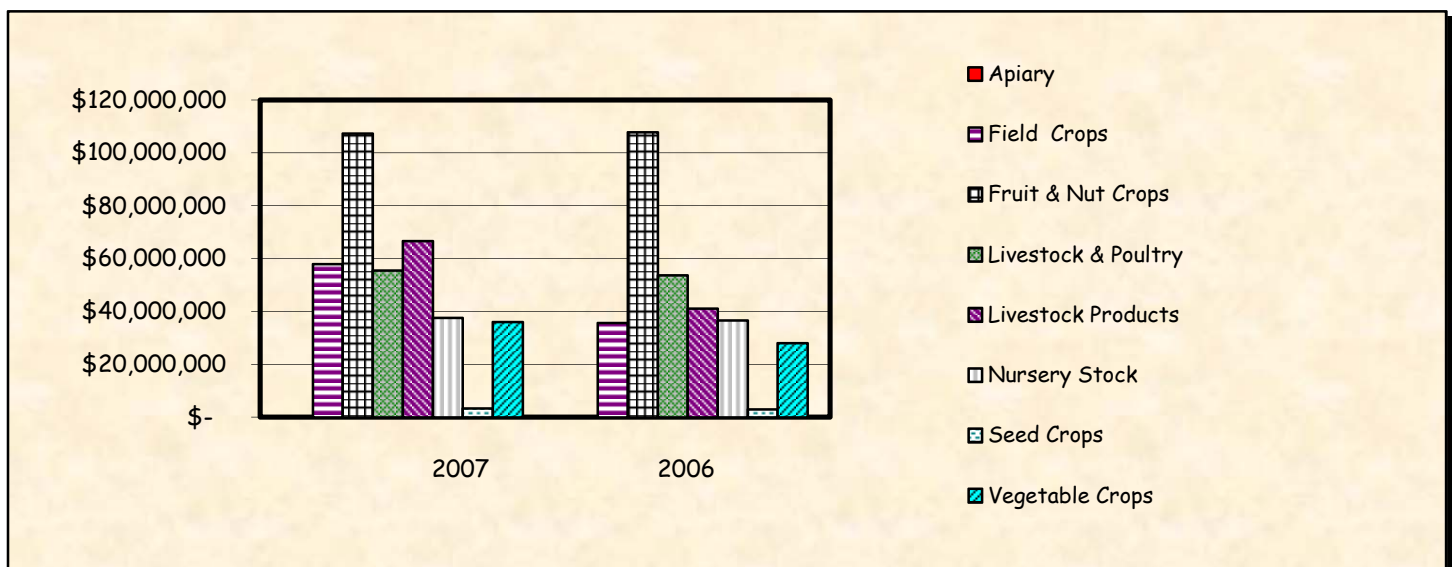
## GROSS VALUE OF AGRICULTURAL PRODUCTION 1997 - 2007

2007	\$	364,859,000
* 2006	\$	306,487,000
2005	\$	348,885,000
2004	\$	324,168,000
2003	\$	274,900,000
2002	\$	272,674,000
2001	\$	298,719,000
2000	\$	286,231,000
1999	\$	293,859,000
1998	\$	275,408,000
1997	\$	249,793,000



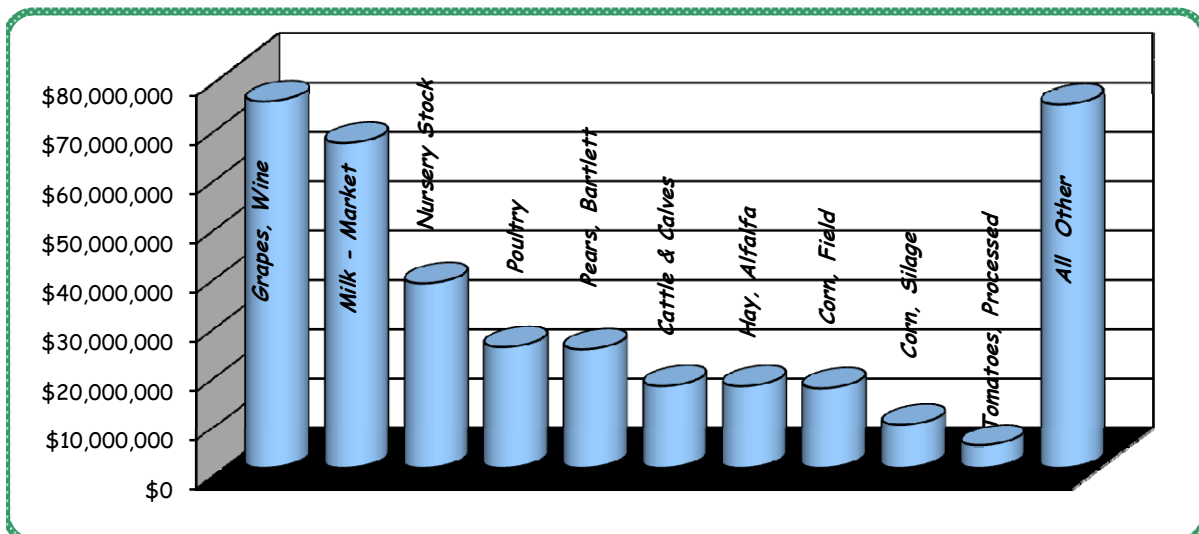
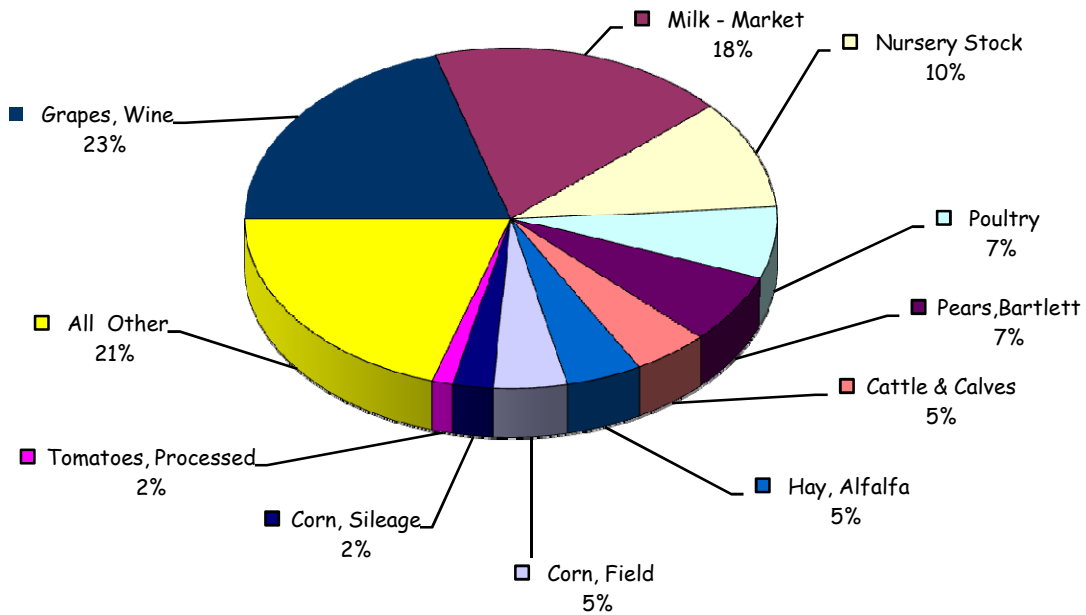
### SUMMARY OF PRODUCTION

	2007 Value of Production	2006 Value of Production
Apiary	\$ 43,000	\$ 51,000
Field Crops	\$ 58,021,000	\$ 35,721,000
Fruit & Nut Crops	\$ 107,381,000	\$ 107,930,000
Livestock & Poultry	\$ 55,548,000	\$ 53,747,000
Livestock Products	\$ 66,702,000	\$ 41,145,000
Nursery Stock	\$ 37,677,000	\$ 36,738,000
Seed Crops	\$ 3,420,000	\$ 3,027,000
Vegetable Crops	\$ 36,067,000	\$ 28,128,000



# THE TEN LEADING FARM COMMODITIES - 2007

Grapes, Wine	\$74,571,000
Milk - Market	66,110,000
Nursery Stock	37,677,000
Poultry	24,740,000
Pears, Bartlett	24,277,000
Cattle & Calves	16,829,000
Hay, Alfalfa	16,807,000
Corn, Field	16,366,000
Corn, Silage	8,930,000
Tomatoes, Processed	4,619,000
All Other	73,933,000



## FIELD CROPS

Item	Year	PRODUCTION		Total	Unit	VALUE	
		Harvested Acreage	Per Acre			Per Unit	Total
Barley	2007	see misc.		0	TON	\$	-
	2006	1,236	2.0	2,470	TON	\$ 105.70	\$ 261,000
Corn, Field	2007	23,977	4.8	115,090	TON	142.20	16,366,000
	2006	16,071	4.5	72,320	TON	112.50	8,136,000
Corn, Silage	2007	11,825	25.6	302,720	TON	29.50	8,930,000
	2006	11,221	26.4	296,230	TON	20.40	6,043,000
Hay, Alfalfa	2007	16,076	7.1	114,100	TON	147.30	16,807,000
	2006	13,966	5.1	71,200	TON	113.50	8,081,000
Hay, Grain	2007	4,150	2.5	10,380	TON	115.50	1,199,000
	2006	3,143	1.8	5,660	TON	75.60	428,000
Hay, Other (Clover, Sudan, grass, and pasture)	2007	1,965	3.1	6,090	TON	126.50	770,000
	2006	2,226	4.7	10,460	TON	89.80	939,000
Oats	2007	1,229	2.1	2,580	TON	142.60	368,000
	2006	2,659	1.5	3,990	TON	69.70	278,000
Pasture Irrigated	2007	17,800			ACRE	125.00	2,225,000
	2006	17,900			ACRE	125.00	2,238,000



Photo by Lisa Arhogen, Sr. Ag. & State Inspector

# FIELD CROPS

continued



Photo by Lisa Arbegast, Sr Ag & Stnds Inspector

Item	Year	PRODUCTION			VALUE		
		Harvested Acreage	Per Acre	Total	Unit	Per Unit	Total
<b>Range</b>	<b>2007</b>	<b>61,200</b>			<b>ACRE</b>	<b>\$ 22.00</b>	<b>\$ 1,346,000</b>
	2006	61,300			ACRE	\$ 22.00	\$ 1,349,000
<b>Rice</b>	<b>2007</b>	<b>2,935</b>	<b>4.0</b>	<b>11,740</b>	<b>TON</b>	<b>★ 305.80</b>	<b>3,590,000</b>
	2006	3,166	4.1	12,980	TON	★ 281.60	3,655,000
<b>Safflower</b>	<b>2007</b>	<b>4,231</b>	<b>1.2</b>	<b>5,080</b>	<b>TON</b>	<b>374.90</b>	<b>1,904,000</b>
	2006	7,710	1.1	8,480	TON	264.20	2,240,000
<b>Sorghum, Grain</b>	<b>2007</b>	<i>see misc.</i>		<b>0</b>	<b>TON</b>		<b>-</b>
	2006	475	1.7	810	TON	130.00	105,000
<b>Wheat</b>	<b>2007</b>	<b>8,110</b>	<b>2.7</b>	<b>21,900</b>	<b>TON</b>	<b>150.20</b>	<b>3,289,000</b>
	2006	7,457	1.5	11,190	TON	117.30	1,313,000
<b>Misc. Field</b>	<b>2007</b>	<b>4,345</b>	Barley, dry beans, misc. silage, organic rice, sorghum, and sunflower				<b>1,227,000</b>
	2006	3,026	Green chop, miscellaneous, organic rice, silage, and sunflower				655,000
<b>Total</b>	<b>2007</b>	<b>157,843</b>				<b>\$</b>	<b>58,021,000</b>
	2006	151,556				\$	35,721,000

★ includes government payment to maintain reporting consistency between counties

# LIVESTOCK AND POULTRY

Item	Year	PRODUCTION			VALUE	
		No. of Head	Liveweight	Unit	Per Unit	Total
<b>Cattle &amp; Calves</b>	<b>2007</b>	<b>30,381</b>	<b>192,398</b>	<b>CWT</b>	<b>\$ 87.47</b>	<b>\$ 16,829,000</b>
	<b>* 2006</b>	29,535	177,988	CWT	\$ 87.02	\$ 15,489,000
<b>Hogs &amp; Pigs</b>	<b>2007</b>	<b>see misc.</b>		<b>CWT</b>		<b>-</b>
	<b>2006</b>	3,800	3,940	CWT	84.71	334,000
<b>Poultry</b>	<b>2007</b>	Chickens (roasters, fryers and custom) and Turkeys				<b>24,740,000</b>
	<b>2006</b>	Chickens (roasters, fryers and custom) and Turkeys				21,948,000
<b>Livestock</b>	<b>2007</b>	Hogs & pigs, sheep, and aquaculture				<b>13,979,000</b>
<b>Other</b>	<b>2006</b>	Game birds, manure, sheep, and aquaculture				15,976,000
<b>Total</b>	<b>2007</b>				<b>\$</b>	<b>55,548,000</b>
	<b>2006</b>				<b>\$</b>	<b>53,747,000</b>

\* Revised



Photo by Laura McCreedy, Sr Ag & Stnds Inspector





## LIVESTOCK PRODUCTS

Item	Year	P R O D U C T I O N		V A L U E	
		Production	Unit	Per Unit	Total
<b>Milk-Market</b>	<b>2007</b>	<b>3,587,068</b>	<b>CWT</b>	<b>\$ 18.43</b>	<b>\$ 66,110,000</b>
	2006	3,420,788	CWT	\$ 11.95	\$ 40,878,000
<b>Milk-Manufacturers</b>	<b>2007</b>	<b>21,050</b>	<b>CWT</b>	<b>18.76</b>	<b>395,000</b>
	2006	20,845	CWT	12.57	262,000
<b>Wool</b>	<b>2007</b>	<b>see misc.</b>	<b>LB</b>		<b>-</b>
	2006	14,412	LB	0.37	5,000
<b>Miscellaneous</b>	<b>2007</b>	wool and poultry manure			<b>197,000</b>
<hr/>					
<b>Total</b>	<b>2007</b>			<b>\$</b>	<b>66,702,000</b>
	2006			\$	41,145,000



## APIARY PRODUCTS

V A L U E

<b>Apiary Products</b>	<b>2007</b>	Honey and pollination	<b>\$43,000</b>
	2006	Honey and pollination	\$51,000



Top photo by Vicki Brewr  
 Middle photo by Laura McCreedy, Sr  
 Ag & Stnds Inspector  
 Bottom photo by Lisa Arbegast, Sr Ag  
 & Stnds Inspector



# FRUIT AND NUT CROPS

Item	Year	PRODUCTION				VALUE		
		Harvested Acreage	Per Acre	Total	Unit	Per Unit	Total	
Apples	2007	325	11.1	3,608	TON	\$ 262.60	\$ 947,000	
	2006	273	16.0	4,368	TON	\$ 192.40	\$ 840,000	
Cherries	2007	598	2.8	1,674	TON	1,990.70	3,333,000	
	2006	585	0.9	527	TON	3,020.80	1,590,000	
Grapes, Wine	2007	24,637	7.0	172,459	TON	432.40	74,571,000	
	2006	25,496	7.0	178,472	TON	408.70	72,942,000	
Pears	2007	5,682	22.2	126,140	TON		24,277,000	
	2006	6,482	18.0	116,676	TON		28,014,000	
Processed	2007			84,702	TON	* 183.00	15,500,000	
	2006			77,123	TON	209.00	16,119,000	
Fresh FOB	2007			32,996	TON	250.00	8,249,000	
	2006			29,986	TON	375.00	11,245,000	
Baby Food/Juice	2007			8,442	TON	62.50	528,000	
	2006			9,567	TON	67.90	650,000	
Strawberries	2007	98.0	5.0	490	TON	2,000.00	980,000	
	2006	97	5.0	483	TON	1,900.00	918,000	
Miscellaneous	2007	1,350					3,273,000	
	2006	1,042					3,626,000	
Total	2007	32,690				\$	107,381,000	
	2006	33,975				\$	107,930,000	



Almonds, apricots, blackberries, blueberries, chestnuts, citrus, table grapes, kiwi, nectarines, olives, peaches, pecans, plums, pome fruits, walnuts and organic: apples, asian pears, cherries, citrus, loquat, nectarines, olives, peaches, pears, pecans, persimmons, pistachio, plums, table grapes, and walnuts

Almonds, apricots, blackberries, blueberries, chestnuts, table grapes, kiwi, nectarines, olives, peaches, plums, walnuts and organic: apples, asian pears, citrus, nectarines, olives, peaches, pears, pecans, persimmons, pistachio, plums, and walnuts

\* Price at time of publication



Middle photo by Lisa Arbegast, Sr Ag & Stnds Insp.  
Top & Bottom photos by Laura McCready, Sr Ag & Stnds Insp



# NURSERY STOCK

Item	Year	Harvested Acreage		Value
Nursery Stock	2007	662.0	\$	37,677,000
	2006	798.0	\$	36,738,000
2007 - Ornamental trees and shrubs, christmas trees, and turf grass				
2006 - Ornamental trees and shrubs, christmas trees, grape stock, and turf grass				

<b>Total</b>	<b>2007</b>	<b>662.0</b>	<b>\$</b>	<b>37,677,000</b>
	2006	798.0	\$	36,738,000



Photos by Lisa Arbegast, Sr  
 Ag & Stnds Inspector  
 Above: Big Oak Nursery  
 Below: Matsuda's Nursery

## SEED CROPS

Item	Year	P R O D U C T I O N			V A L U E		
		Harvested Acreage	Per Acre	Total	Unit	Per Unit	Total
Clover	2007	see misc.			LB		\$0
	2006	2,102	420.0	882,800	LB \$	1.35	\$1,192,000
Rice	2007	see misc.			TON		-
	2006	196	4.1	800	TON	220.00	176,000
Sudan	2007	2,758	2420.0	6,674,400	LB	0.26	1,735,000
	2006	2,189	2540.0	5,560,100	LB	0.25	1,390,000
Miscellaneous	2007	1,500	Alfalfa, bean, clover, cucumber, melon, onion, pumpkin, rice, squash, and watermelon				1,685,000
	2006	281	Alfalfa, cucumber, oat, onion, safflower, squash, triticale, and watermelon				269,000
Total	2007	4,258					\$3,420,000
	2006	4,768					\$3,027,000



Photo by Laura McCready

## VEGETABLE CROPS

Item	Year	PRODUCTION				VALUE		
		Harvested Acreage	Per Acre	Total	Unit	Per Unit	Total	
Asparagus	2007	see misc.		0	TON		-	
	2006	1,007	2.0	2,014	TON	2,286.00	4,604,000	
Pumpkins	2007	294	8.3	2,440	TON	160.60	392,000	
	2006	611	14.1	8,615	TON	157.80	1,359,000	
Squash	2007	276	12.7	3,505	TON	225.20	789,000	
	2006	419	15.0	6,285	TON	200.00	1,257,000	
Tomatoes, Processed	2007	2,169	35.2	76,349	TON	60.50	4,619,000	
	2006	5,109	31.1	158,890	TON	59.10	9,390,000	
Miscellaneous	2007	4,191	Artichokes, asparagus, beans, beets, broccoli, corn-sweet, cucumber, eggplant, melons, misc. greens, okra, onions, onions-green, organic vegetables, peas, peppers, tomatoes-fresh, and watermelon					30,267,000
	2006	2,242	Artichokes, beans, beets, broccoli, corn-sweet, cucumber, eggplant, melons, misc. greens, okra, onions, onions-green, organic vegetables, peas, peppers, potatoes, squash, tomatoes-fresh, and watermelon					11,518,000
<b>Total</b>		<b>2007</b>	<b>6,930</b>				<b>\$ 36,067,000</b>	
		<b>2006</b>	<b>9,388</b>				<b>\$ 28,128,000</b>	



Photo by Vicki Brewer

---

## PEST EXCLUSION / PLANT QUARANTINE

---

In 2007, Sacramento County agricultural inspectors made 2,555 visits to receivers of goods potentially infested with non native pests. These receivers include express carriers, wholesale florists, nurseries, aquatic supply stores and many more.

When Pests are intercepted, they are sent to the California Department of Food and Agriculture Plant and Pest Diagnostic Laboratory. There, they are identified and rated as to their ability to cause economic harm to the environment. An "A" rating is given to organisms of known economic importance; subject to eradication, containment, or rejection. "Q" rated organisms are suspected of being economically important but a permanent rating has not been established. They are treated as "A" rated pests and rejected.

Pests intercepted in Sacramento County in 2007 included the following

Scientific Name	Common Name	Rating	Origin of Shipment
<i>(Undetermined)</i>	Insect Eggs	Q	FL
<i>Aleuroclava aucubae</i>	Whitefly	Q	Unknown
<i>Camponotus sp.</i>	Carpenter Ant	Q	HI
<i>Cirsium arvense</i>	Canada Thistle	B	OR
<i>Coccicola sp.</i>	Palm Tar Spot	Q	Mexico
<i>Coleoptera cerambycidae</i>	Longhorned Beetle larvae	Q	Unknown
<i>Elytrigia repens</i>	Quackgrass	B	OR
<i>Halyomorpha halys</i>	Brown Marmorated Stink Bug	Q	PA
<i>Homalodisca coagulata</i>	Glassy-winged Sharpshooter	B	Orange, CA
<i>Homoptera cicadellidae</i>	Leafhopper larvae	Q	HI
<i>Homoptera pseudococcidae</i>	Mealybug	Q	HI
<i>Lepidoptera tortricidae</i>	Tortrix Moth pupae	Q	FL
<i>Meghimatium striatum</i>	Slug	Q	HI
<i>Pheidole megacephala</i>	Bigheaded Ant	Q	HI
<i>Phyllophaga sp.</i>	Scarab Beetle	Q	FL
<i>Pseudaulacaspis brimblecombei</i>	Armored Scale	Q	HI
<i>Technomyrmex albipes</i>	White-footed Ant	Q	HI

A-rating: Serious - State Action

B-rating: Serious - County Action

Q-rating: Serious -Quarantine Action

---

## PEST DETECTION / SPECIAL SURVEYS

---


### **Glassy-winged Sharpshooter: A Tale of Two Sites**

*In 2007, the two Glassy-winged Sharpshooter (GWSS) infested areas of Sacramento County revealed 2 very diverse situations. Many sharpshooters were found in the Foothill Farms quarantine area (I-80 and Madison Avenue), while no evidence of GWSS was detected in the original infested site in Rancho Cordova.*

*Inspectors found multiple infested properties in the Foothill Farms area in 2007. This was a sharp increase over the single egg mass found in 2006. In fact the infestation had spread from the east side of Interstate 80 to the west side, to now include over a mile and a half of residential and freeway landscaping. A total of 283 residential properties, 1.5 miles of freeway landscaping, and 3 parks were treated. Trapping and visual surveys will continue in order to assess the effectiveness of the treatments.*

*Since July 2000, GWSS has been found infesting a 1 square mile area of Rancho Cordova. This persistent infestation has survived multiple pesticide treatments, releases of predator wasps, and dodged the sticky surfaces of thousands of monitoring traps. In 2007 no evidence of GWSS was detected. Trap numbers were increased and visual inspections were repeated – still no sign of the pest. While the results are encouraging, the pest is not considered eradicated. Trapping and visual surveys will continue through 2008 with hopes that the pest is gone.*

Heather Downing, Sr Agriculture & Standards Inspection Aide



Photos by Ramona Saunders

**Japanese Dodder (*Cuscuta japonica*) Detected in Sacramento**

*In early summer of 2006, Japanese dodder was found in Sacramento County. Japanese dodder is a parasitic vine that lacks chlorophyll. The plant attaches itself to a host plant in order to receive the nutrients it requires to grow. By the end of 2006, over 80 infested sites were reported and documented by county staff.*

*In 2007, 7 new sites had been detected and a total of 45 sites had been eradicated by county staff. With help from the public, our office continues to receive information on potential sites of this invasive weed.*



---

**Light Brown Apple Moth Not Found in Sacramento County**

*The Light Brown Apple Moth (LBAM), *Epiphyas postvittana*, is a small moth approximately ¼ inch in length and is tan in color with brown markings. LBAM was first detected in the bay area of California in early 2007. Until that discovery, Hawaii was the only place in the US that LBAM was known to occur. Subsequently, the moth has been detected in 11 bay area counties. The community of Oakley, located in Contra Costa County is the closest positive LBAM find site to Sacramento County.*

*Since February 2007, Sacramento County pest detection crews have deployed and maintained over 1,300 monitoring traps and have not detected the moth. The list of agricultural crops that could be damaged by this pest includes grapes, citrus, stone fruit (peaches, plums, nectarines, cherries, apricots) and many others. This insect is considered a pest of international concern, with several countries such as Mexico, Chile and Canada placing restrictions on commodities grown in LBAM infested areas. LBAM is a native pest of Australia and is now widely distributed in New Zealand, the United Kingdom, Ireland, and New Caledonia.*



Photo by Ian F. Smith, United Kingdom



# FARMERS MARKET

There are 87 Farmers Market Producers certified in Sacramento County

## SACRAMENTO COUNTY CERTIFIED FARMER'S MARKETS

### 2008 Season Schedule:

---

#### Every TUESDAY

<b>Fremont Park</b> 16th & P Street 10 am to 2 pm / May - October	<b>Roosevelt Park</b> 9th and P Street 10 am to 2 pm / May - October
---	--

---

#### Every WEDNESDAY

<b>Chavez Plaza</b> 10th & J Streets (Front of City Hall) 10 am to 2pm / May - October	<b>Elk Grove Regional Park</b> Elk Grove-Florin Rd At the South End of Park 4 pm to 8 pm / May - August
---	--

---

#### Every THURSDAY

<b>Downtown Plaza</b> 4th and K Streets (Between Macy's & Holiday Inn) 10 am to 2 pm / May - October	<b>Florin Sears</b> Florin Rd & 65th Street Front of Sears - Parking Lot 8 am to Noon / All Year	<b>CFM at Sutter St Folsom</b> Sutter Street (Corner of Wool St & Sutter St) 4 pm to 8 pm / June - August
---	---	--

---

#### Every FRIDAY

**Kaiser Permanente Sacramento**  
2025 Morse Avenue  
9:30 am to 1:30 pm / May - December

---

#### Every SATURDAY

<b>County Club Plaza</b> Watt & El Camino (Butano Dr Parking Lot) 8 am to Noon / All Year	<b>Del Paso Hts Communitiy</b> 3000 Hurley Way Robertson Community Center 7:30 am to Noon / June - October	<b>Sunrise Mall</b> Sunrise Blvd (Behind Sears Auto) 8 am to Noon / All Year
--	---	---

**Elk Grove / Laguna**  
Laguna Gateway Shopping Center  
(Front of Petsmart)  
8 am to noon / All Year

---

#### Every SUNDAY

<b>Central - State Parking Lot</b> 8th & W Streets (Under Freeway) 8 am to Noon / All Year	<b>Galt Certified Farmers' Market</b> 500 Fair Drive (Corner of Fair Dr & Caroline Ave) 8 am to 1 pm / May - September	<b>El Dorado Co Farm Trails Farmer's Mkt</b> 900 Sutter Street / Decatur Historic Downtown Folsom 8 am to Noon / June - October
---	---	--

---

For Farmer's Markets throughout the state visit: [www.cafarmersmarkets.com](http://www.cafarmersmarkets.com)

## PERSONNEL - Sacramento Office

Frank E. Carl, Agricultural Commissioner /  
Director of Weights & Measures  
Dave Wilson, Chief Deputy Agricultural Commissioner  
David Lazier, Chief Deputy Sealer  
Juli Jensen, Deputy Agricultural Commissioner  
Ramona Saunders, Deputy Agricultural Commissioner  
Vicki Brewer, IT Analyst

### ADMINISTRATIVE SERVICES

Teresa Adams - Administrative Services Officer  
Patty Ramme - Account Clerk III  
Paula Butler - Office Assistant II  
Cynthia Little - Office Assitant II  
Priscilla West - Sr Office Assistant

### INSPECTORS

Diana Acosta  
Lisa Arbegast  
Jennifer Berger  
Christina Evans  
Mike Fassio  
Dori Kelsey  
Randy Krieg  
Parminder Malhi

Jackson McCarty  
Laura McCready  
Vince Nyvall  
Nadia Oliven  
Gafar Omar  
Morgan Poe  
Jason Sanguinetti

Sharon Schnabel  
Lisa Scovil  
Parissa Tehrani  
Gerry Zepeda

### Sr Ag & Stds Insp Aide

Adrian Ramos  
Heather Downing

### SATELLITE OFFICES

Galt Office -  
Deborah Thompson, Deputy Agricultural Commissioner

Walnut Grove Office - Karen Vietheer  
Danny Sarracino

### INSPECTORS

### CONTACT INFORMATION

**Sacramento Office** 4137 Branch Center Rd. Phone: (916) 875-6603  
Sacramento CA, 95827-3897 Fax: (916) 875-6150  
Office Hours: 7:30am - 4:30pm E-Mail: [AGCOMM@saccounty.net](mailto:AGCOMM@saccounty.net)

**Galt Office** 520 N Lincoln Way, Suite 3 Phone: (209) 745-4109  
Galt, CA 95632 Fax: (209) 745-1128  
Office Hours: call for appointment

**Walnut Grove Office** 14177 Market Street Phone: (916) 776-1400  
Walnut Grove, CA 95690 Fax: (916) 776-1394  
Office Hours: call for appointment

**Web Address** [www.AgComm.saccounty.net](http://www.AgComm.saccounty.net)

### BOARD OF SUPERVISORS

Roger Dickinson	District 1
Jimmie Yee	District 2
Susan Peters	District 3
Roberta MacGlashan	District 4
Don Nottoli	District 5